

LIBBY, BY OVERDRIVE

Download the App:

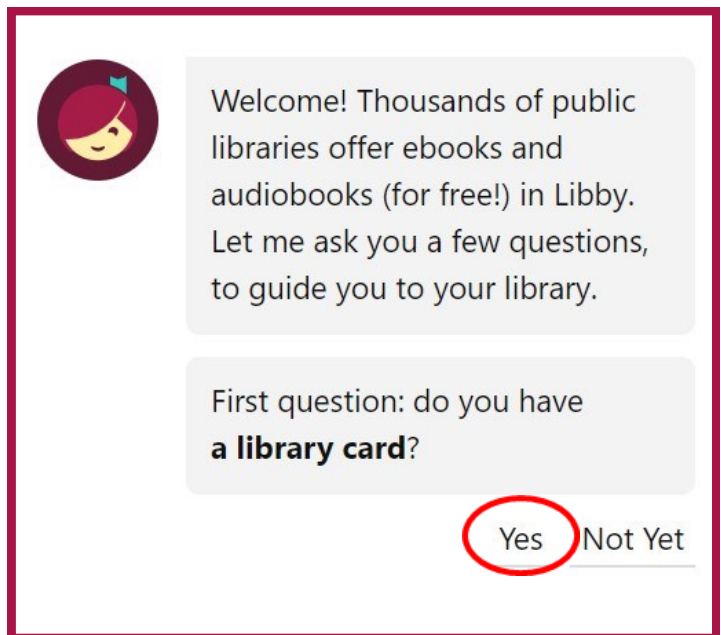
iOS: <https://itunes.apple.com/us/app/libby-by-overdrive-labs/id1076402606?pt=211483&ct=meetLibby&mt=8>

Android: https://play.google.com/store/apps/details?id=com.overdrive.mobile.android.libby&referrer=utm_source%3Dmeet_libby

Computer: <https://libbyapp.com/library/nebraska>

Signing in to Libby

1. Select “**Yes**” for the first question, if you have a library card. If you do not have a library card with us or a Libby/Overdrive participating library, please come into the library to sign up for a card. If you wish to explore our collection before getting a card, please visit this site: <https://nebraska.overdrive.com/>.



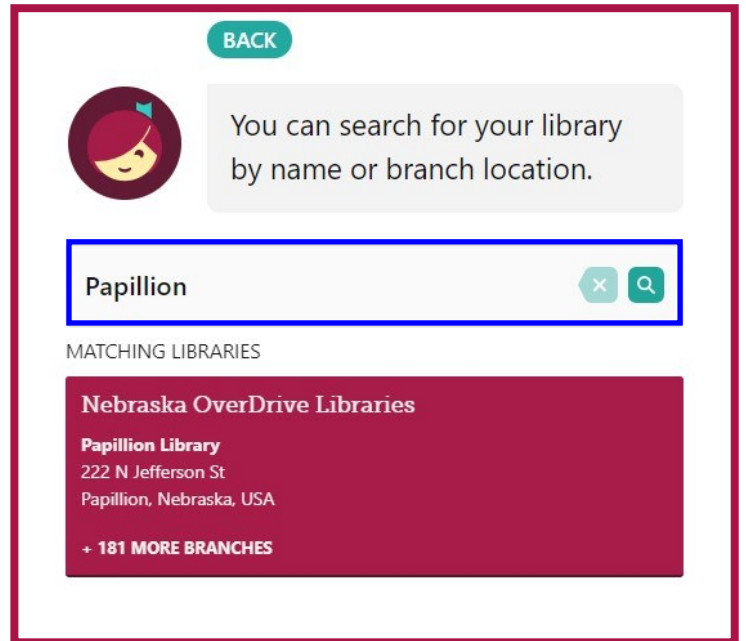
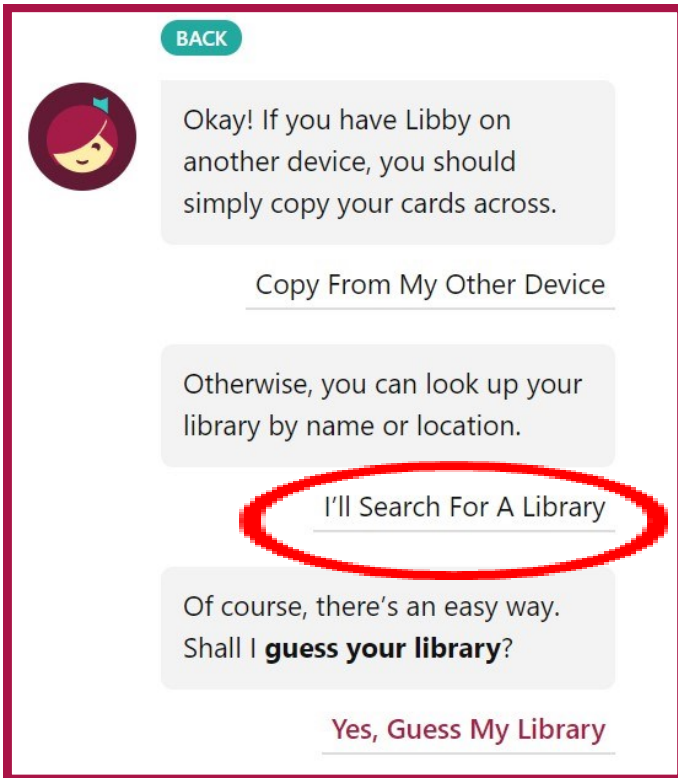
Welcome! Thousands of public libraries offer ebooks and audiobooks (for free!) in Libby. Let me ask you a few questions, to guide you to your library.

First question: do you have a **library card**?

Yes Not Yet

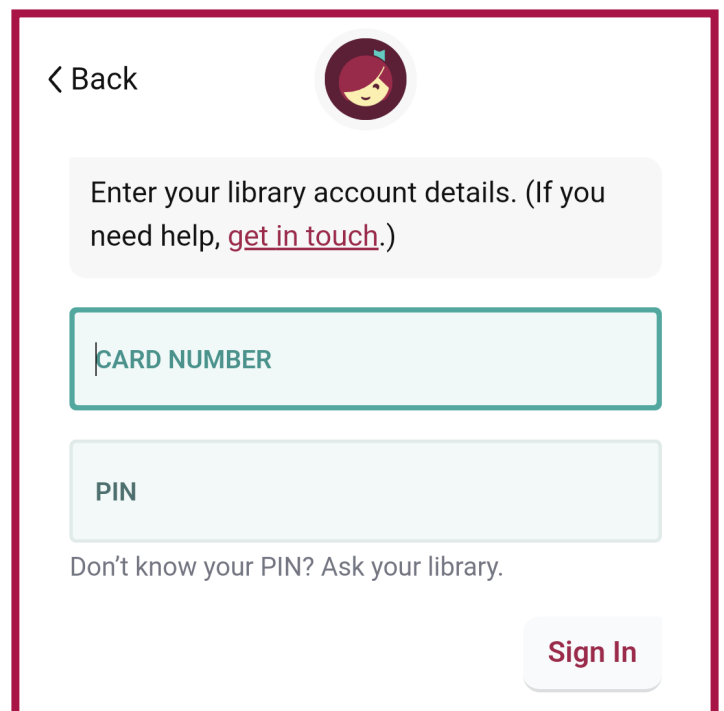
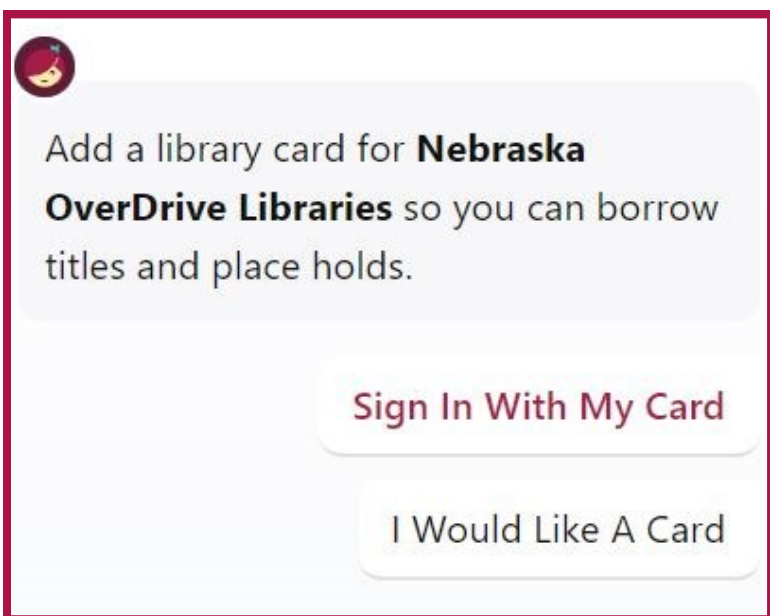
2. Select **“I’ll Search For a Library”**.

3. Type **“Papillion”** into the search field and select the **“Nebraska Overdrive Libraries”** option for Papillion Library.

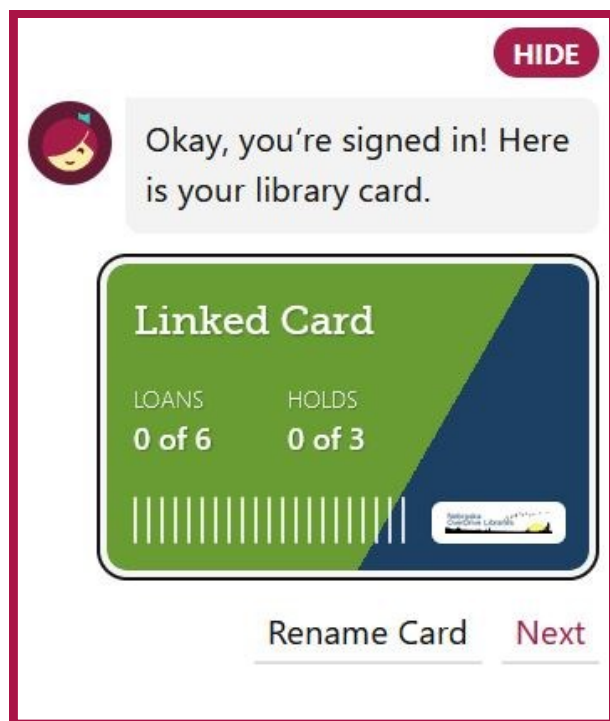


4. Select **“Sign in With My Card,”** then select **“Papillion Public Library”** from the list of libraries.

5. Enter your library card number on the back of your library card and your library PIN, then press **“Sign In”**.



6. You will be given the option to name your card. You don't have to name it, but if you have multiple cards from multiple libraries, it may help you. Select "Rename Card" to rename it or "Next" to continue.



7. After you click "Next," Libby will ask you if you prefer to read with Kindle. Select "Yes, I Read with Kindle" if you do or choose "Skip." You are now ready to use the Libby App.

